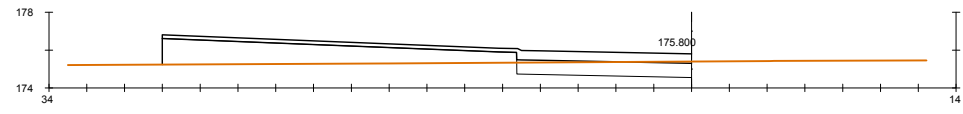
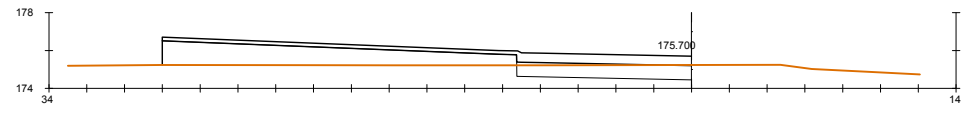


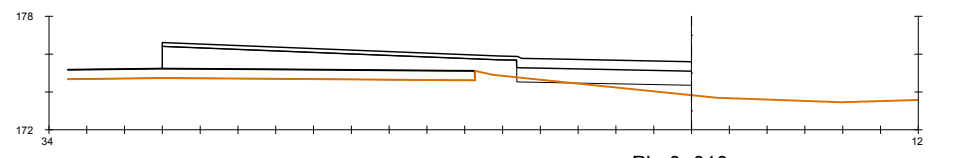
EJE 1



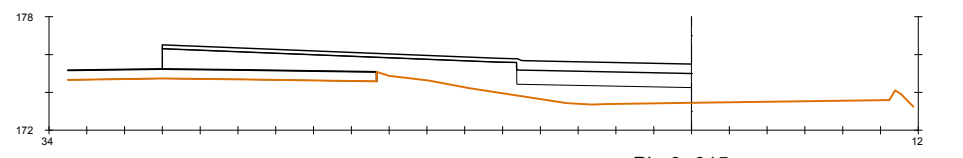
Pk=0+000
 S. SUELO_SEL_1 = 6.93 m².
 S. TERRAPLEN = 17.86 m².
 S. FIRME = 8.39 m².
 S. D_TIERRA = 6.71 m².



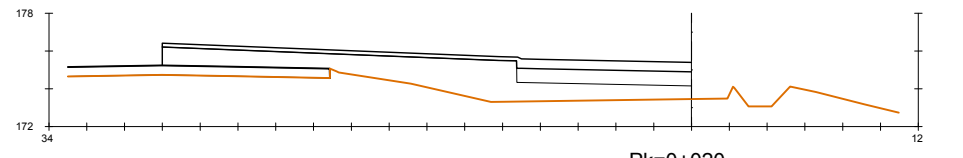
Pk=0+005
 S. SUELO_SEL_1 = 6.93 m².
 S. TERRAPLEN = 17.07 m².
 S. FIRME = 8.39 m².
 S. D_TIERRA = 6.31 m².



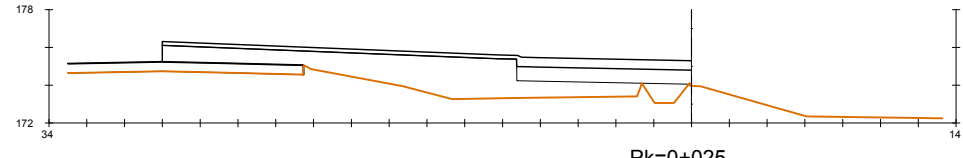
Pk=0+010
 S. SUELO_SEL_1 = 6.93 m².
 S. TERRAPLEN = 18.37 m².
 S. FIRME = 8.39 m².
 S. D_TIERRA = 0.35 m².



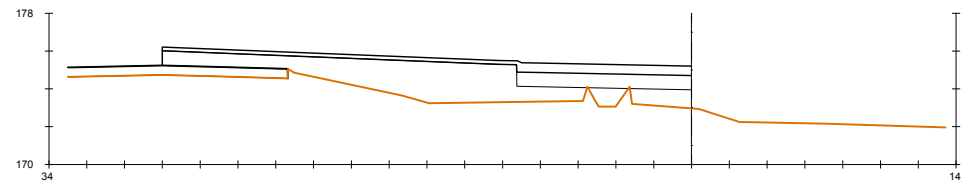
Pk=0+015
 S. SUELO_SEL_1 = 6.93 m².
 S. TERRAPLEN = 28.01 m².
 S. FIRME = 8.39 m².



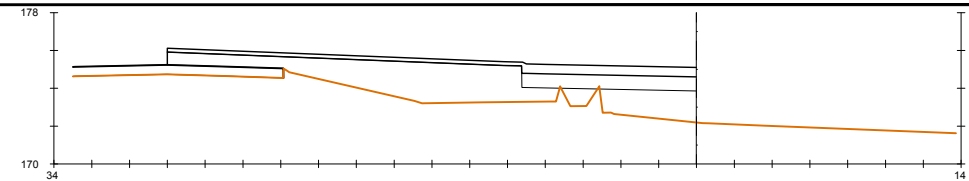
Pk=0+020
 S. SUELO_SEL_1 = 6.93 m².
 S. TERRAPLEN = 31.30 m².
 S. FIRME = 8.39 m².



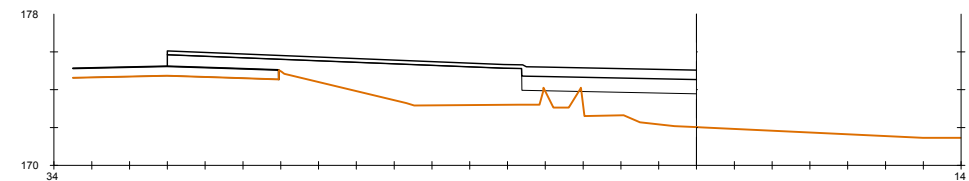
Pk=0+025
 S. SUELO_SEL_1 = 6.93 m².
 S. TERRAPLEN = 32.06 m².
 S. FIRME = 8.39 m².
 S. D_TIERRA = 0.00 m².



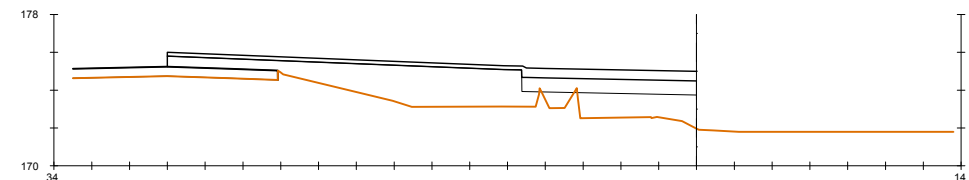
Pk=0+030
 S. SUELO_SEL_1 = 6.93 m².
 S. TERRAPLEN = 32.62 m².
 S. FIRME = 8.39 m².
 S. D_TIERRA = 0.00 m².



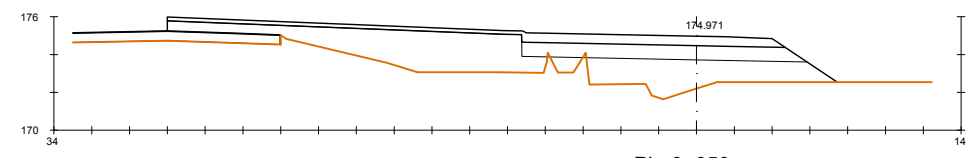
Pk=0+035
 S. SUELO_SEL_1 = 6.93 m².
 S. TERRAPLEN = 35.27 m².
 S. FIRME = 8.39 m².
 S. D_TIERRA = 0.01 m².



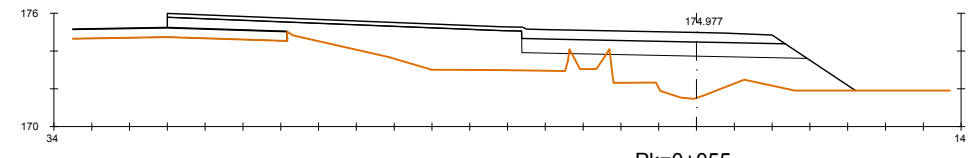
Pk=0+040
 S. SUELO_SEL_1 = 6.93 m².
 S. TERRAPLEN = 36.00 m².
 S. FIRME = 8.39 m².
 S. D_TIERRA = 0.02 m².



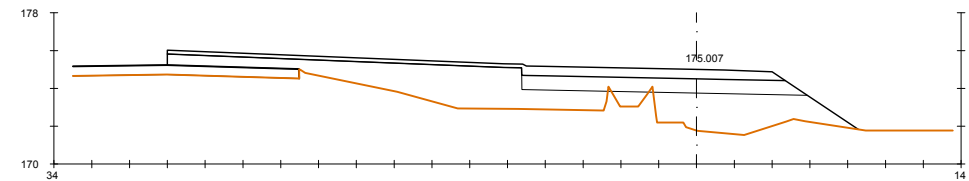
Pk=0+045
 S. SUELO_SEL_1 = 6.93 m².
 S. TERRAPLEN = 34.85 m².
 S. FIRME = 8.39 m².
 S. D_TIERRA = 0.03 m².



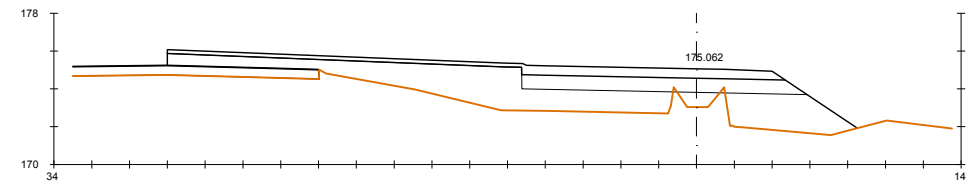
Pk=0+050
 S. SUELO_SEL_1 = 10.89 m².
 S. TERRAPLEN = 43.44 m².
 S. FIRME = 10.49 m².
 S. D_TIERRA = 0.04 m².



Pk=0+055
 S. SUELO_SEL_1 = 10.89 m².
 S. TERRAPLEN = 46.73 m².
 S. FIRME = 10.49 m².
 S. D_TIERRA = 0.05 m².

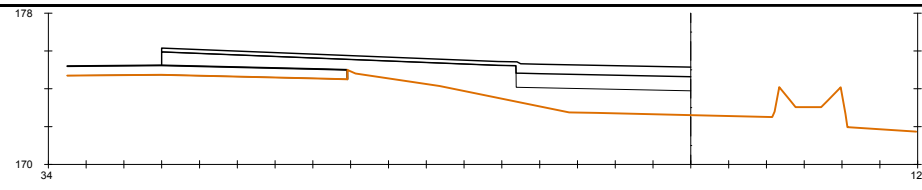


Pk=0+060
 S. SUELO_SEL_1 = 10.89 m².
 S. TERRAPLEN = 44.95 m².
 S. FIRME = 10.49 m².
 S. D_TIERRA = 0.06 m².

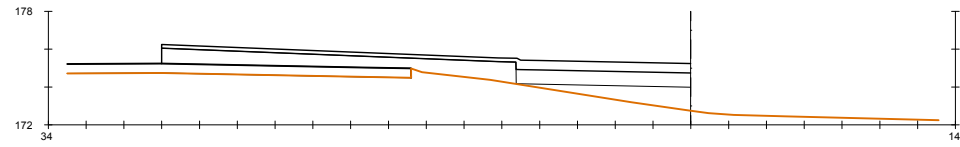


Pk=0+065
 S. SUELO_SEL_1 = 10.89 m².
 S. TERRAPLEN = 42.07 m².
 S. FIRME = 10.49 m².
 S. D_TIERRA = 0.07 m².

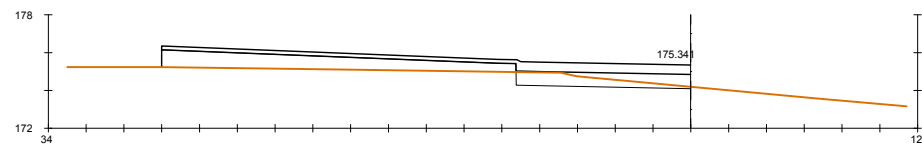
EJE 1



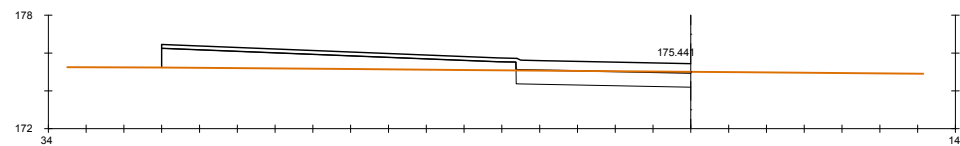
Pk=0+070
 S. SUELO_SEL_1 = 6.93 m2
 S. TERRAPLEN = 28.22 m2
 S. FIRME = 8.39 m2



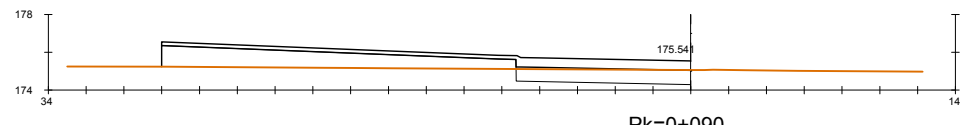
Pk=0+075
 S. SUELO_SEL_1 = 6.93 m2
 S. TERRAPLEN = 19.76 m2
 S. FIRME = 8.39 m2



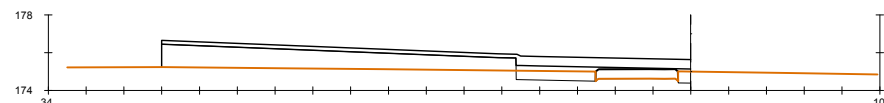
Pk=0+080
 S. SUELO_SEL_1 = 6.93 m2
 S. TERRAPLEN = 12.60 m2
 S. FIRME = 8.39 m2
 S. D_TIERRA = 4.13 m2



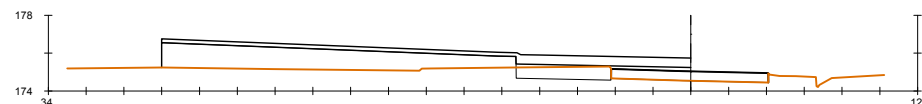
Pk=0+085
 S. SUELO_SEL_1 = 6.93 m2
 S. TERRAPLEN = 13.48 m2
 S. FIRME = 8.39 m2
 S. D_TIERRA = 7.05 m2



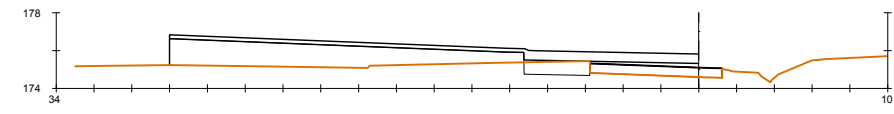
Pk=0+090
 S. SUELO_SEL_1 = 6.93 m2
 S. TERRAPLEN = 15.01 m2
 S. FIRME = 8.39 m2
 S. D_TIERRA = 6.53 m2



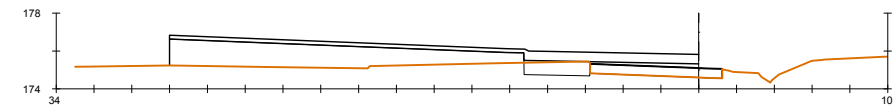
Pk=0+095
 S. SUELO_SEL_1 = 3.98 m2
 S. TERRAPLEN = 17.47 m2
 S. FIRME = 8.39 m2
 S. D_TIERRA = 2.47 m2



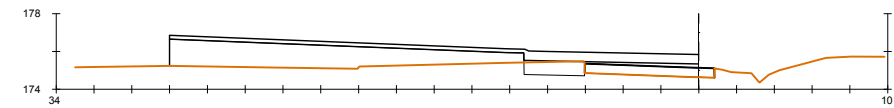
Pk=0+100
 S. SUELO_SEL_1 = 4.54 m2
 S. TERRAPLEN = 18.94 m2
 S. FIRME = 8.39 m2
 S. D_TIERRA = 3.22 m2



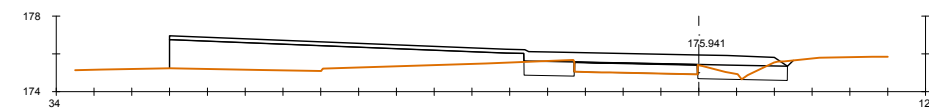
Pk=0+104
 S. SUELO_SEL_1 = 3.58 m2
 S. TERRAPLEN = 19.49 m2
 S. FIRME = 8.39 m2
 S. D_TIERRA = 2.41 m2



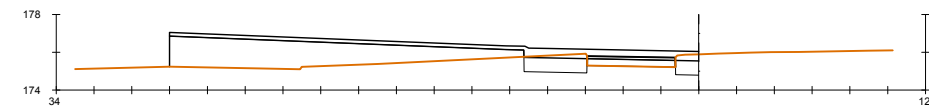
Pk=0+104
 S. SUELO_SEL_1 = 3.58 m2
 S. TERRAPLEN = 19.49 m2
 S. FIRME = 8.39 m2
 S. D_TIERRA = 2.41 m2



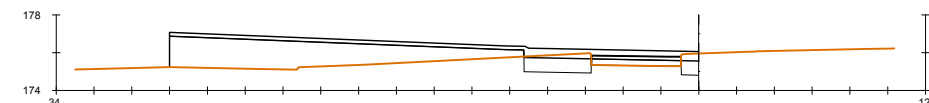
Pk=0+105
 S. SUELO_SEL_1 = 3.35 m2
 S. TERRAPLEN = 19.63 m2
 S. FIRME = 8.39 m2
 S. D_TIERRA = 2.26 m2



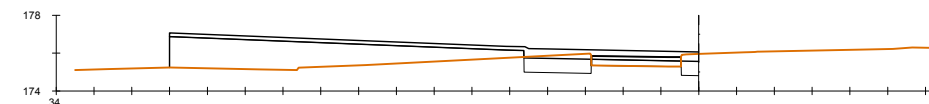
Pk=0+110
 S. SUELO_SEL_1 = 5.69 m2
 S. TERRAPLEN = 20.34 m2
 S. FIRME = 10.49 m2
 S. D_TIERRA = 4.70 m2



Pk=0+115
 S. D_FIRME = 0.68 m2
 S. SUELO_SEL_1 = 3.42 m2
 S. TERRAPLEN = 20.87 m2
 S. FIRME = 8.39 m2
 S. D_TIERRA = 4.30 m2

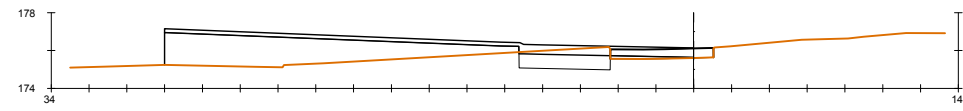


Pk=0+116
 S. D_FIRME = 0.89 m2
 S. SUELO_SEL_1 = 3.36 m2
 S. TERRAPLEN = 20.98 m2
 S. FIRME = 8.39 m2
 S. D_TIERRA = 4.32 m2

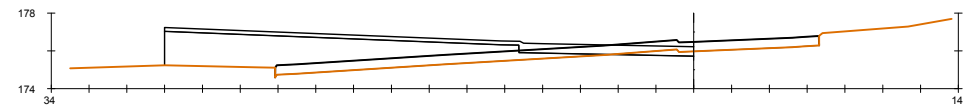


Pk=0+116
 S. D_FIRME = 0.89 m2
 S. SUELO_SEL_1 = 3.36 m2
 S. TERRAPLEN = 20.98 m2
 S. FIRME = 8.39 m2
 S. D_TIERRA = 4.32 m2

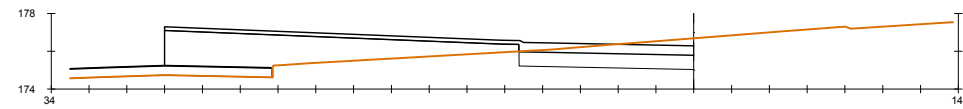
EJE 1



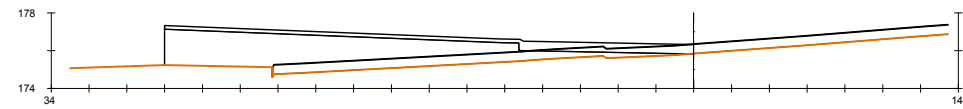
Pk=0+120
 S. D. FIRME = 1.70 m2.
 S. SUELO_SEL_1 = 3.62 m2.
 S. TERRAPLEN = 21.47 m2.
 S. FIRME = 8.39 m2.
 S. D. TIERRA = 4.97 m2.



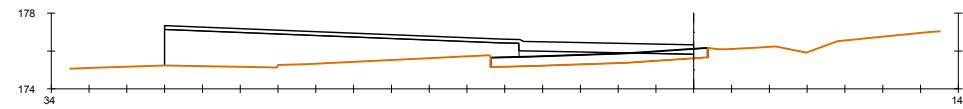
Pk=0+125
 S. D. FIRME = 3.65 m2.
 S. TERRAPLEN = 22.05 m2.
 S. FIRME = 8.39 m2.
 S. D. TIERRA = 0.79 m2.



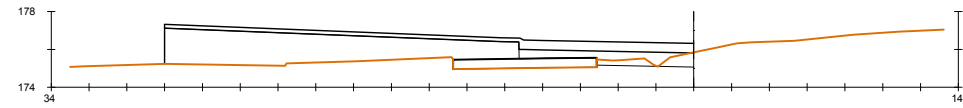
Pk=0+130
 S. SUELO_SEL_1 = 6.93 m2.
 S. TERRAPLEN = 23.11 m2.
 S. FIRME = 8.39 m2.
 S. D. TIERRA = 11.10 m2.



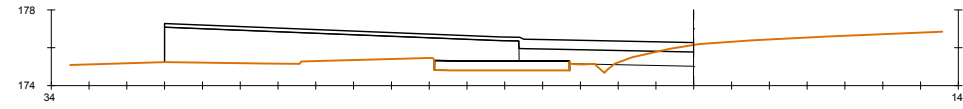
Pk=0+135
 S. D. FIRME = 2.23 m2.
 S. TERRAPLEN = 24.23 m2.
 S. FIRME = 8.39 m2.
 S. D. TIERRA = 0.00 m2.



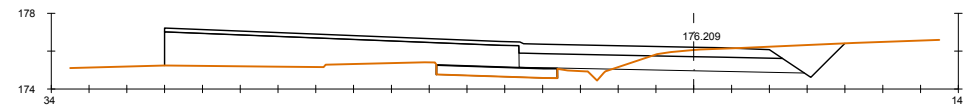
Pk=0+140
 S. D. FIRME = 0.47 m2.
 S. SUELO_SEL_1 = 1.02 m2.
 S. TERRAPLEN = 25.32 m2.
 S. FIRME = 8.39 m2.



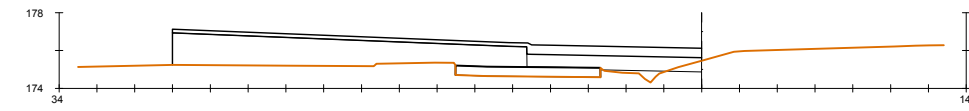
Pk=0+145
 S. SUELO_SEL_1 = 5.59 m2.
 S. TERRAPLEN = 26.33 m2.
 S. FIRME = 8.39 m2.
 S. D. TIERRA = 1.87 m2.



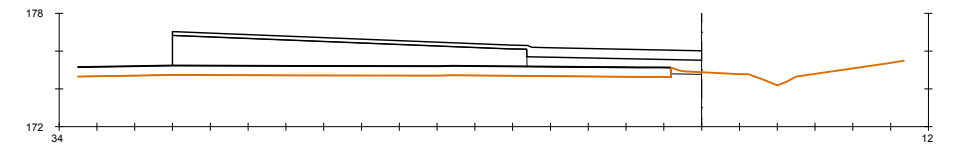
Pk=0+150
 S. SUELO_SEL_1 = 6.60 m2.
 S. TERRAPLEN = 27.01 m2.
 S. FIRME = 8.39 m2.
 S. D. TIERRA = 2.79 m2.



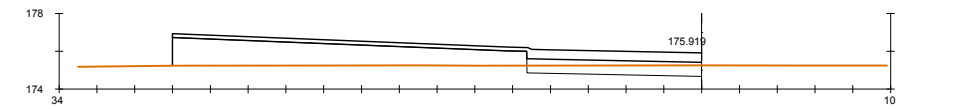
Pk=0+155
 S. SUELO_SEL_1 = 10.89 m2.
 S. TERRAPLEN = 26.89 m2.
 S. FIRME = 10.49 m2.
 S. D. TIERRA = 12.55 m2.



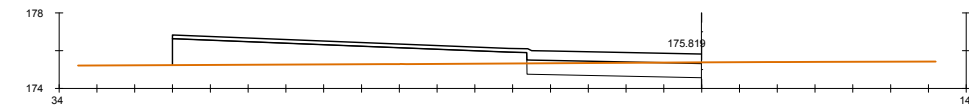
Pk=0+160
 S. SUELO_SEL_1 = 6.57 m2.
 S. TERRAPLEN = 25.63 m2.
 S. FIRME = 8.39 m2.
 S. D. TIERRA = 0.58 m2.



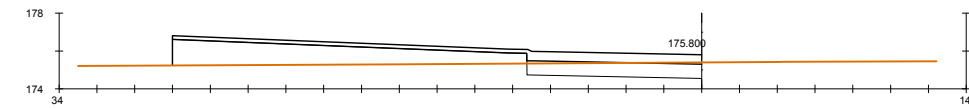
Pk=0+165
 S. SUELO_SEL_1 = 4.81 m2.
 S. TERRAPLEN = 23.29 m2.
 S. FIRME = 8.39 m2.
 S. D. TIERRA = 0.27 m2.



Pk=0+170
 S. SUELO_SEL_1 = 6.93 m2.
 S. TERRAPLEN = 20.86 m2.
 S. FIRME = 8.39 m2.
 S. D. TIERRA = 4.49 m2.

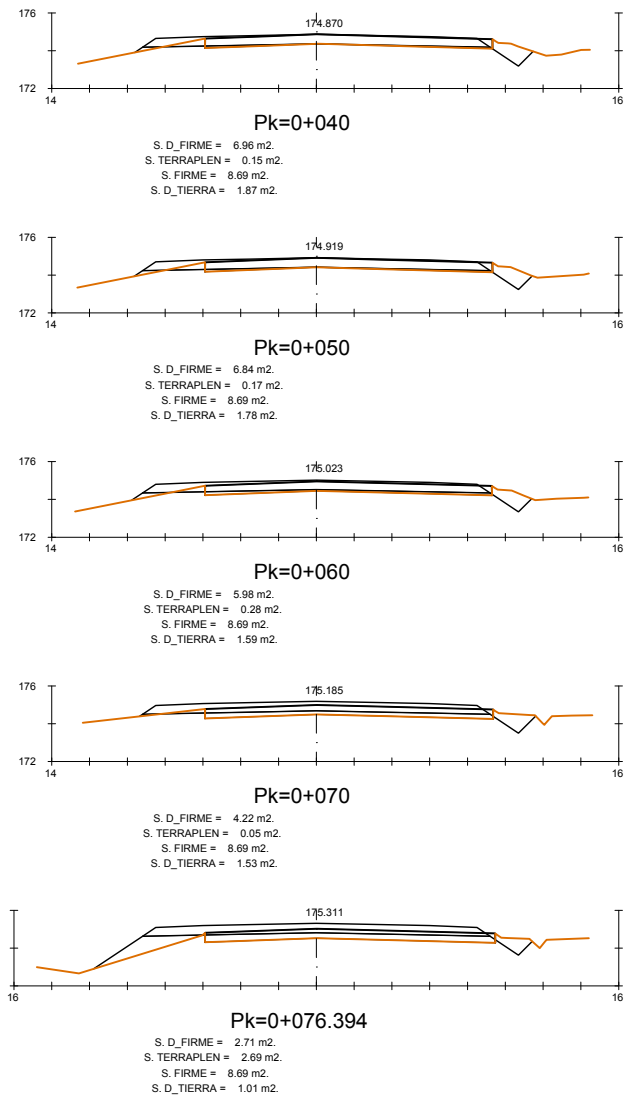


Pk=0+175
 S. SUELO_SEL_1 = 6.93 m2.
 S. TERRAPLEN = 18.31 m2.
 S. FIRME = 8.39 m2.
 S. D. TIERRA = 6.38 m2.

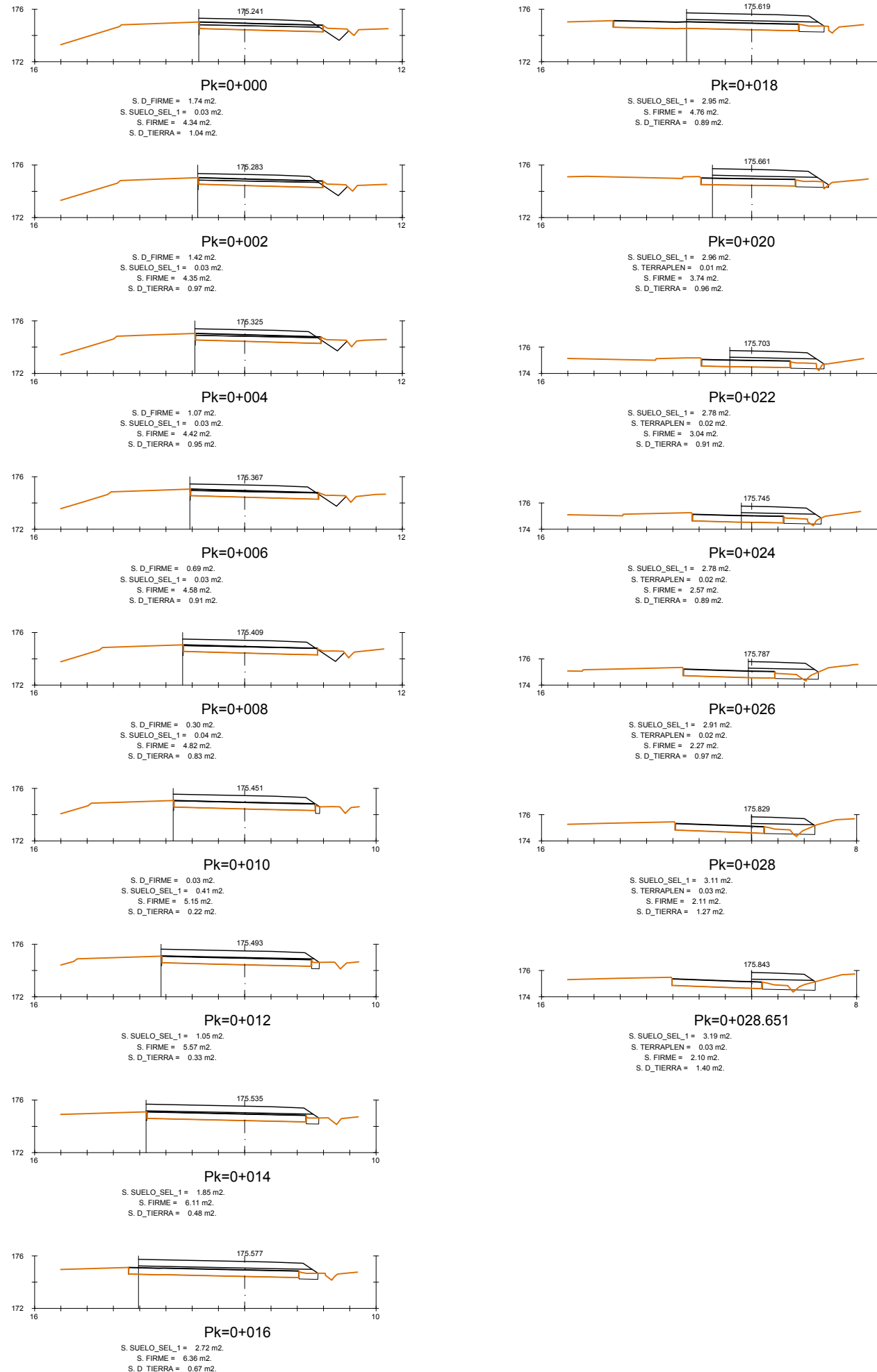


Pk=0+175.929
 S. SUELO_SEL_1 = 6.93 m2.
 S. TERRAPLEN = 17.86 m2.
 S. FIRME = 8.39 m2.
 S. D. TIERRA = 6.71 m2.

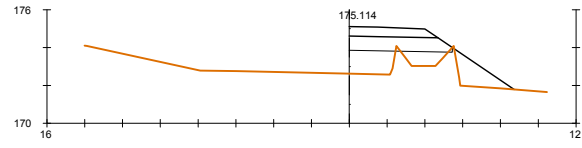
EJE 2



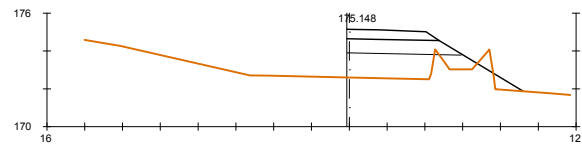
EJE 3



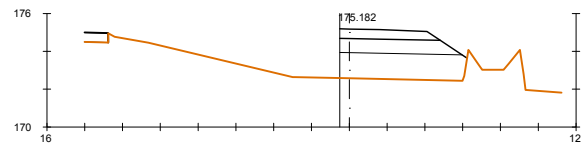
EJE 4



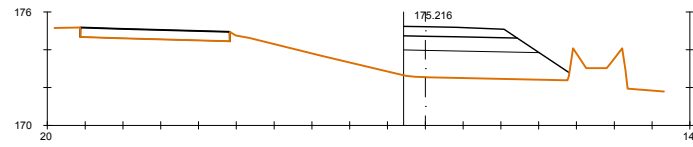
Pk=0+000
 S. SUELO_SEL_1 = 3.91 m2.
 S. TERRAPLEN = 4.33 m2.
 S. FIRME = 2.10 m2.
 S. D_TIERRA = 0.06 m2.



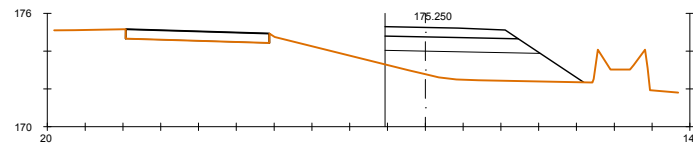
Pk=0+002
 S. SUELO_SEL_1 = 4.10 m2.
 S. TERRAPLEN = 6.91 m2.
 S. FIRME = 2.19 m2.
 S. D_TIERRA = 0.03 m2.



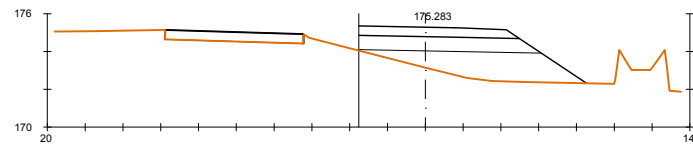
Pk=0+004
 S. SUELO_SEL_1 = 4.42 m2.
 S. TERRAPLEN = 9.04 m2.
 S. FIRME = 2.40 m2.



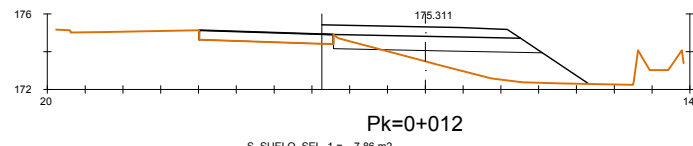
Pk=0+006
 S. SUELO_SEL_1 = 4.95 m2.
 S. TERRAPLEN = 11.60 m2.
 S. FIRME = 2.75 m2.



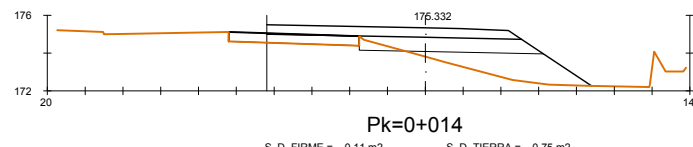
Pk=0+008
 S. SUELO_SEL_1 = 5.72 m2.
 S. TERRAPLEN = 12.62 m2.
 S. FIRME = 3.27 m2.



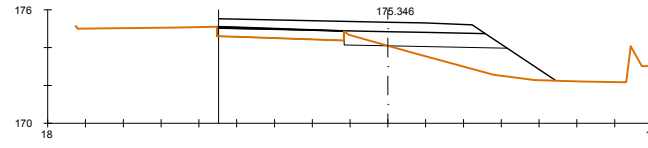
Pk=0+010
 S. SUELO_SEL_1 = 6.81 m2.
 S. TERRAPLEN = 11.97 m2.
 S. FIRME = 3.99 m2.



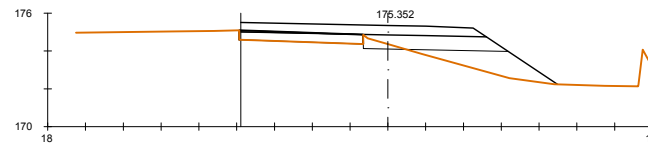
Pk=0+012
 S. SUELO_SEL_1 = 7.86 m2.
 S. TERRAPLEN = 10.22 m2.
 S. FIRME = 5.00 m2.
 S. D_TIERRA = 0.80 m2.



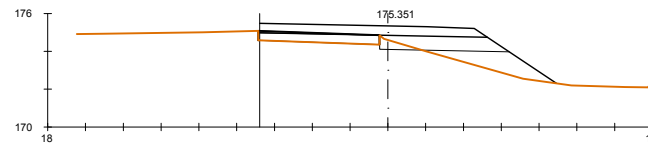
Pk=0+014
 S. D_FIRME = 0.11 m2.
 S. SUELO_SEL_1 = 6.89 m2.
 S. TERRAPLEN = 6.57 m2.
 S. FIRME = 6.49 m2.
 S. D_TIERRA = 0.75 m2.



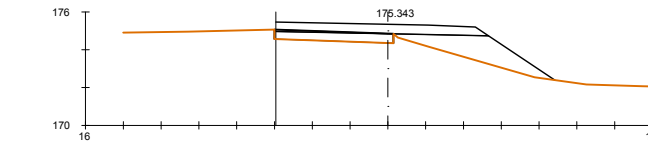
Pk=0+016
 S. D_FIRME = 0.23 m2.
 S. SUELO_SEL_1 = 6.04 m2.
 S. TERRAPLEN = 7.04 m2.
 S. FIRME = 6.80 m2.
 S. D_TIERRA = 0.73 m2.



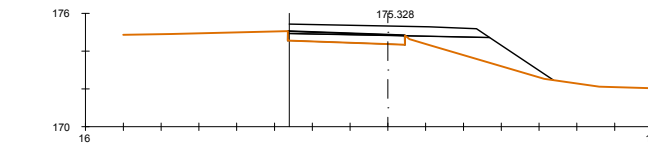
Pk=0+018
 S. D_FIRME = 0.24 m2.
 S. SUELO_SEL_1 = 5.32 m2.
 S. TERRAPLEN = 5.64 m2.
 S. FIRME = 6.24 m2.
 S. D_TIERRA = 0.71 m2.



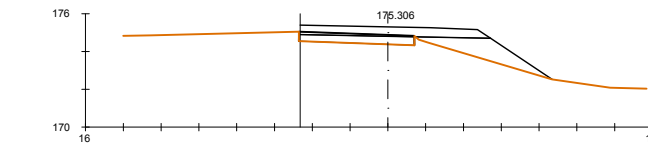
Pk=0+020
 S. D_FIRME = 0.29 m2.
 S. SUELO_SEL_1 = 4.71 m2.
 S. TERRAPLEN = 4.42 m2.
 S. FIRME = 5.77 m2.
 S. D_TIERRA = 0.71 m2.



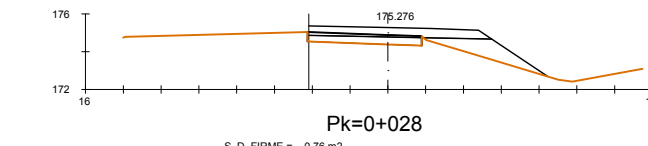
Pk=0+022
 S. D_FIRME = 0.38 m2.
 S. SUELO_SEL_1 = 4.71 m2.
 S. TERRAPLEN = 6.88 m2.
 S. FIRME = 5.37 m2.



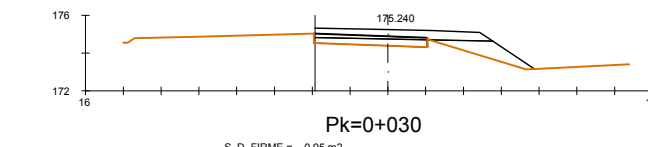
Pk=0+024
 S. D_FIRME = 0.46 m2.
 S. SUELO_SEL_1 = 4.71 m2.
 S. TERRAPLEN = 5.60 m2.
 S. FIRME = 5.05 m2.



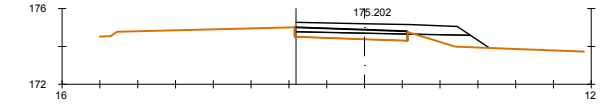
Pk=0+026
 S. D_FIRME = 0.60 m2.
 S. SUELO_SEL_1 = 4.56 m2.
 S. TERRAPLEN = 4.79 m2.
 S. FIRME = 4.79 m2.
 S. D_TIERRA = 0.00 m2.



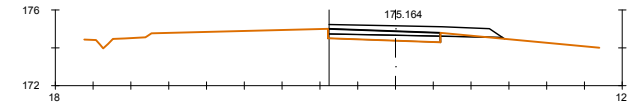
Pk=0+028
 S. D_FIRME = 0.76 m2.
 S. SUELO_SEL_1 = 3.73 m2.
 S. TERRAPLEN = 4.59 m2.
 S. FIRME = 4.59 m2.
 S. D_TIERRA = 0.00 m2.



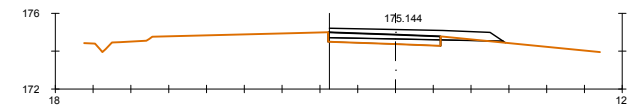
Pk=0+030
 S. D_FIRME = 0.95 m2.
 S. SUELO_SEL_1 = 2.82 m2.
 S. TERRAPLEN = 4.45 m2.
 S. FIRME = 4.45 m2.
 S. D_TIERRA = 0.01 m2.



Pk=0+032
 S. D_FIRME = 1.13 m2.
 S. SUELO_SEL_1 = 1.50 m2.
 S. TERRAPLEN = 4.36 m2.
 S. FIRME = 4.36 m2.
 S. D_TIERRA = 0.02 m2.

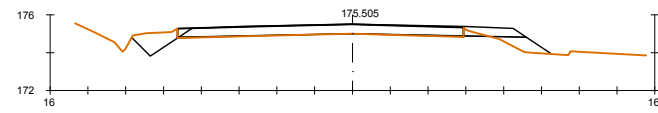


Pk=0+034
 S. D_FIRME = 1.31 m2.
 S. SUELO_SEL_1 = 0.04 m2.
 S. TERRAPLEN = 4.34 m2.
 S. FIRME = 4.34 m2.
 S. D_TIERRA = 0.20 m2.

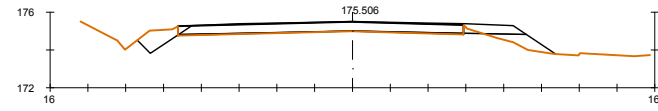


Pk=0+035.067
 S. D_FIRME = 1.40 m2.
 S. SUELO_SEL_1 = 0.04 m2.
 S. TERRAPLEN = 4.34 m2.
 S. FIRME = 4.34 m2.
 S. D_TIERRA = 0.23 m2.

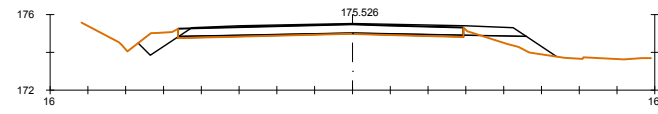
EJE 5



Pk=0+060
 S. D. FIRME = 7.22 m².
 S. TERRAPLEN = 1.27 m².
 S. FIRME = 8.69 m².
 S. D. TIERRA = 2.03 m².

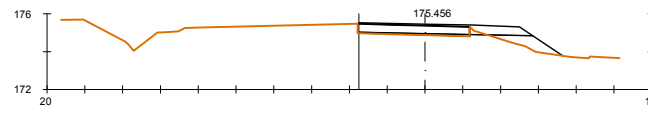


Pk=0+070
 S. D. FIRME = 6.97 m².
 S. TERRAPLEN = 1.40 m².
 S. FIRME = 8.69 m².
 S. D. TIERRA = 1.73 m².

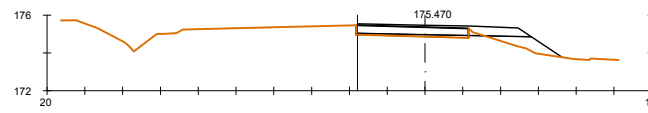


Pk=0+073.693
 S. D. FIRME = 6.46 m².
 S. TERRAPLEN = 1.52 m².
 S. FIRME = 8.69 m².
 S. D. TIERRA = 1.58 m².

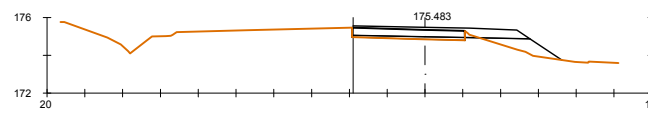
EJE 6



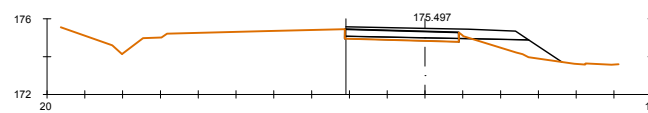
Pk=0+000
 S. D. FIRME = 2.48 m².
 S. TERRAPLEN = 1.52 m².
 S. FIRME = 4.34 m².
 S. D. TIERRA = 0.14 m².



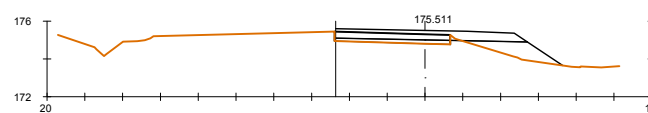
Pk=0+002
 S. D. FIRME = 2.35 m².
 S. TERRAPLEN = 1.58 m².
 S. FIRME = 4.35 m².
 S. D. TIERRA = 0.12 m².



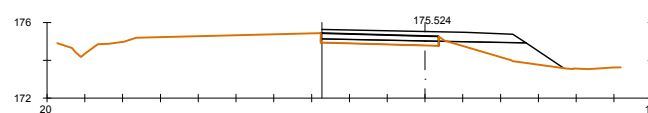
Pk=0+004
 S. D. FIRME = 2.21 m².
 S. TERRAPLEN = 1.78 m².
 S. FIRME = 4.42 m².
 S. D. TIERRA = 0.10 m².



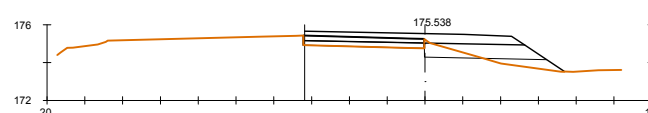
Pk=0+006
 S. D. FIRME = 2.06 m².
 S. TERRAPLEN = 2.13 m².
 S. FIRME = 4.58 m².
 S. D. TIERRA = 0.08 m².



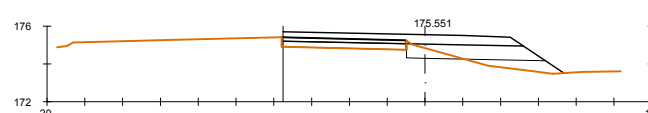
Pk=0+008
 S. D. FIRME = 1.90 m².
 S. TERRAPLEN = 2.67 m².
 S. FIRME = 4.82 m².
 S. D. TIERRA = 0.06 m².



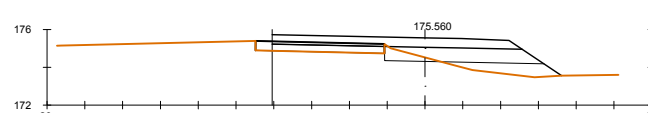
Pk=0+010
 S. D. FIRME = 1.72 m².
 S. TERRAPLEN = 3.43 m².
 S. FIRME = 5.15 m².
 S. D. TIERRA = 0.05 m².



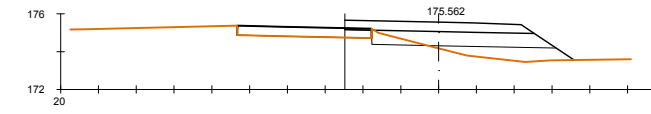
Pk=0+012
 S. D. FIRME = 1.52 m².
 S. SUELO_SEL_1 = 4.42 m².
 S. TERRAPLEN = 1.34 m².
 S. FIRME = 5.57 m².
 S. D. TIERRA = 1.32 m².



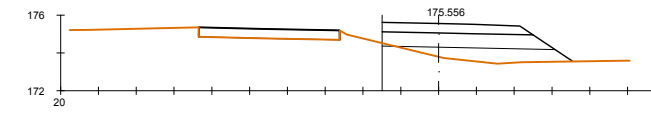
Pk=0+014
 S. D. FIRME = 1.26 m².
 S. SUELO_SEL_1 = 5.08 m².
 S. TERRAPLEN = 2.00 m².
 S. FIRME = 6.11 m².
 S. D. TIERRA = 1.22 m².



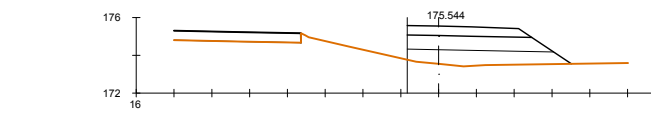
Pk=0+016
 S. D. FIRME = 0.83 m².
 S. SUELO_SEL_1 = 5.89 m².
 S. TERRAPLEN = 2.86 m².
 S. FIRME = 6.36 m².
 S. D. TIERRA = 1.14 m².



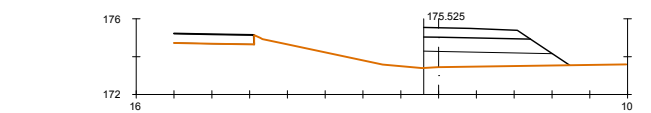
Pk=0+018
 S. D. FIRME = 0.12 m².
 S. SUELO_SEL_1 = 6.89 m².
 S. TERRAPLEN = 3.89 m².
 S. FIRME = 4.76 m².
 S. D. TIERRA = 1.05 m².



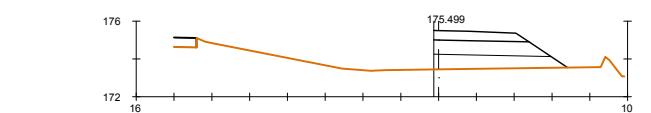
Pk=0+020
 S. SUELO_SEL_1 = 6.42 m².
 S. TERRAPLEN = 5.15 m².
 S. FIRME = 3.74 m².
 S. D. TIERRA = 0.05 m².



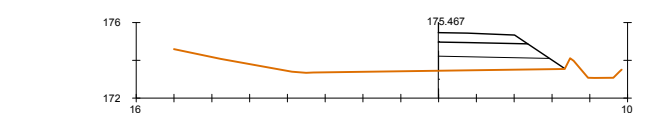
Pk=0+022
 S. SUELO_SEL_1 = 5.38 m².
 S. TERRAPLEN = 5.94 m².
 S. FIRME = 3.04 m².



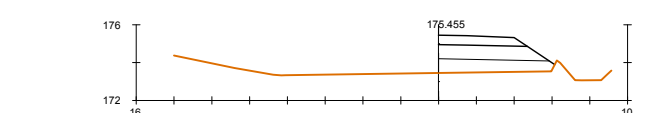
Pk=0+024
 S. SUELO_SEL_1 = 4.67 m².
 S. TERRAPLEN = 5.33 m².
 S. FIRME = 2.57 m².



Pk=0+026
 S. SUELO_SEL_1 = 4.22 m².
 S. TERRAPLEN = 4.64 m².
 S. FIRME = 2.27 m².

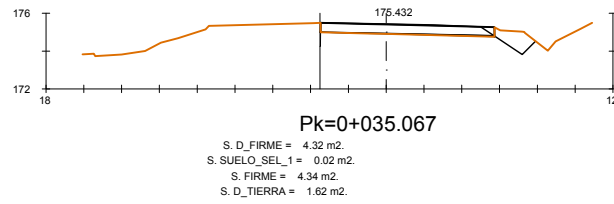
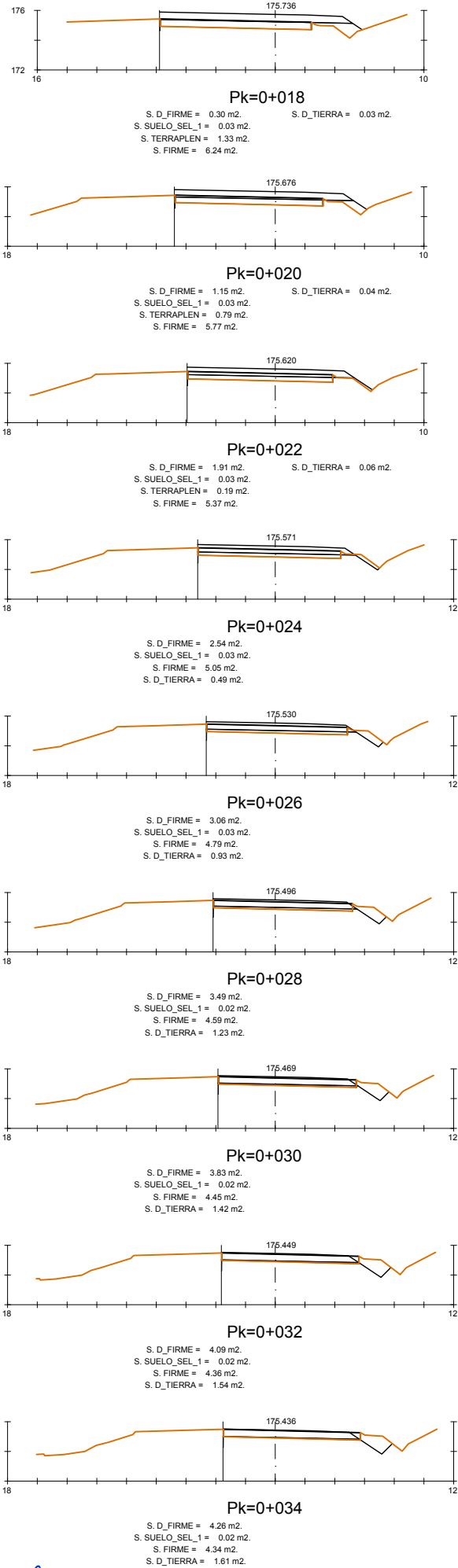
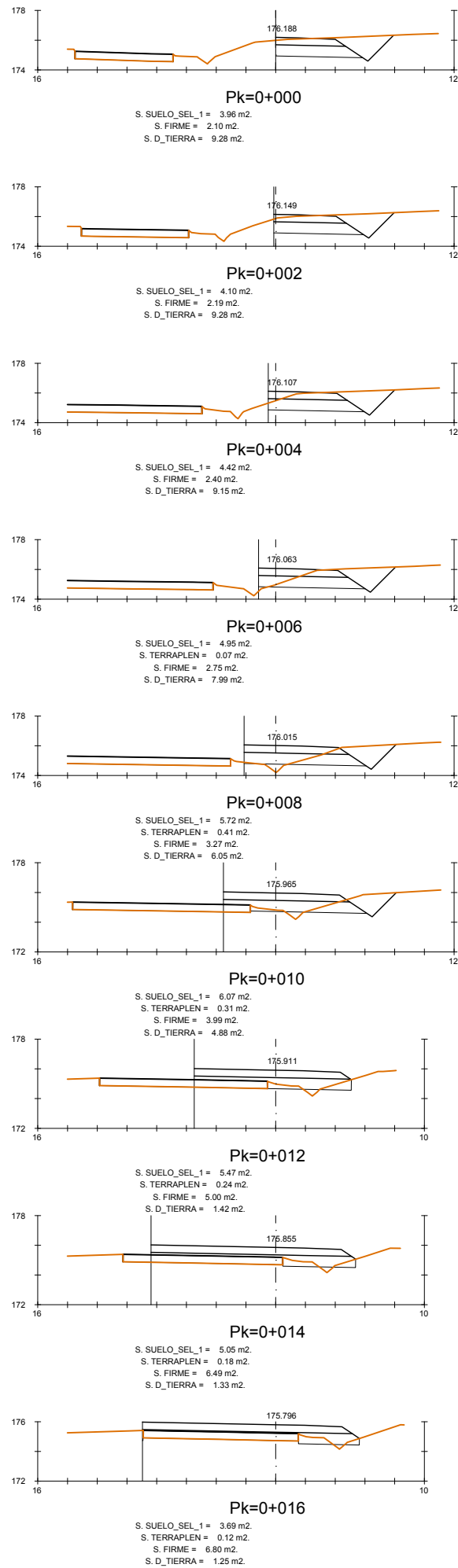


Pk=0+028
 S. SUELO_SEL_1 = 3.99 m².
 S. TERRAPLEN = 4.17 m².
 S. FIRME = 2.12 m².

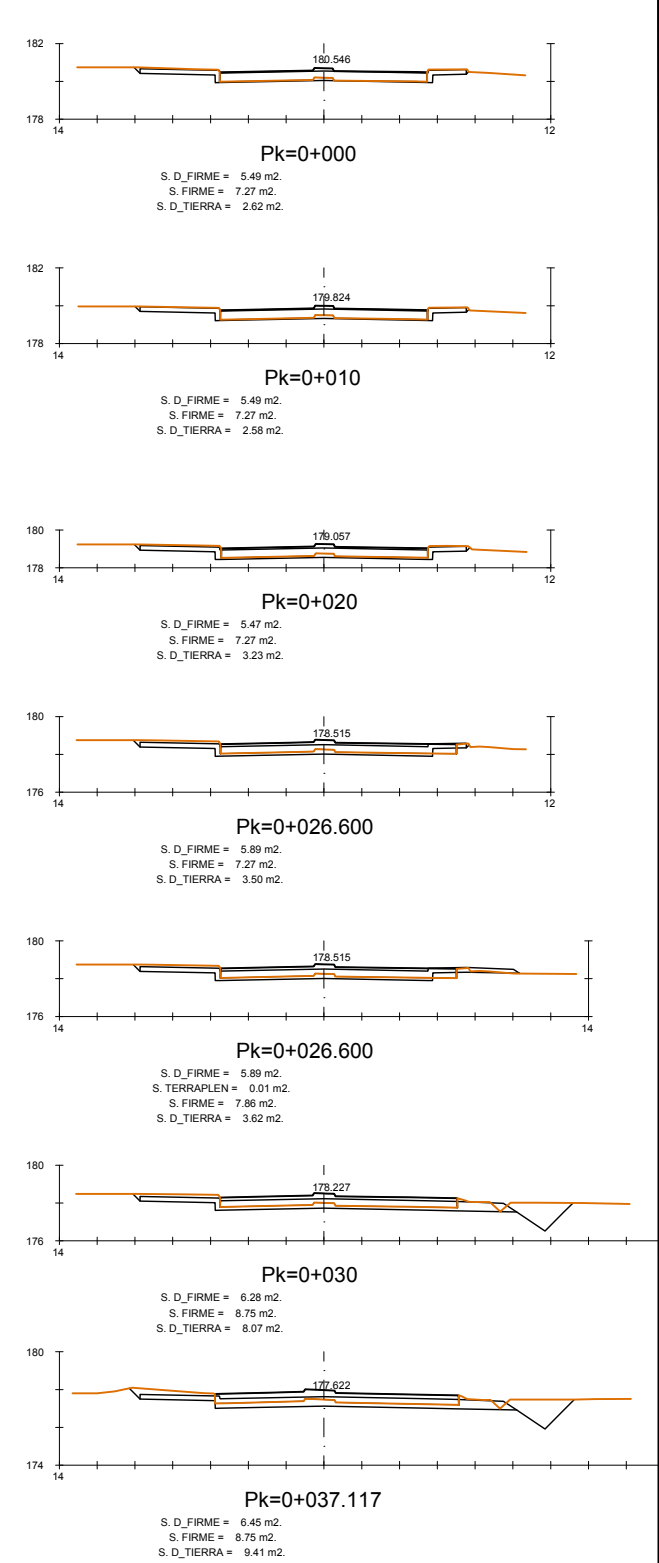


Pk=0+028.651
 S. SUELO_SEL_1 = 3.96 m².
 S. TERRAPLEN = 3.94 m².
 S. FIRME = 2.10 m².

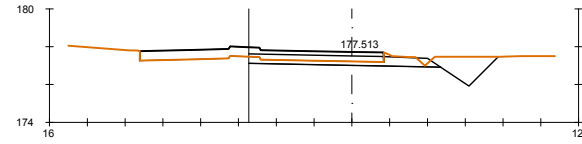
EJE 7



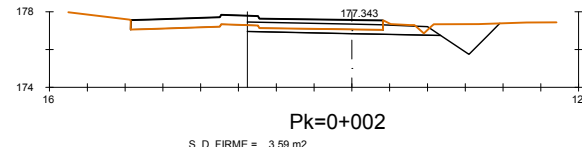
EJE 8



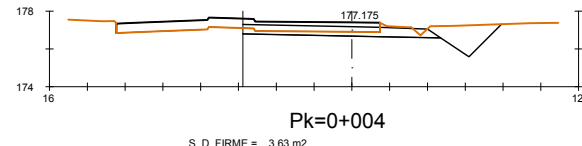
EJE 9



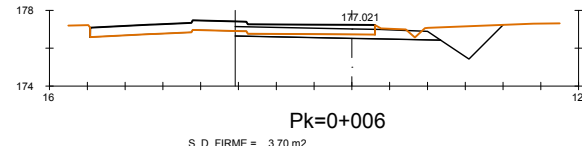
Pk=0+000
 S. D. FIRME = 3.57 m².
 S. FIRME = 4.82 m².
 S. D. TIERRA = 5.72 m².



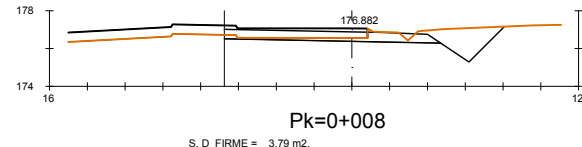
Pk=0+002
 S. D. FIRME = 3.59 m².
 S. FIRME = 4.86 m².
 S. D. TIERRA = 6.00 m².



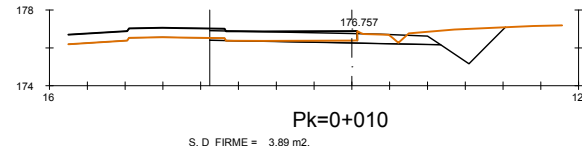
Pk=0+004
 S. D. FIRME = 3.63 m².
 S. FIRME = 4.98 m².
 S. D. TIERRA = 6.34 m².



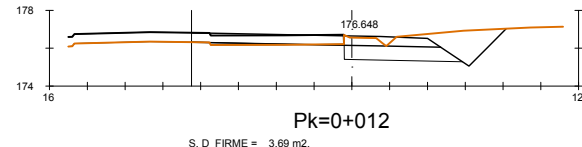
Pk=0+006
 S. D. FIRME = 3.70 m².
 S. FIRME = 5.18 m².
 S. D. TIERRA = 6.59 m².



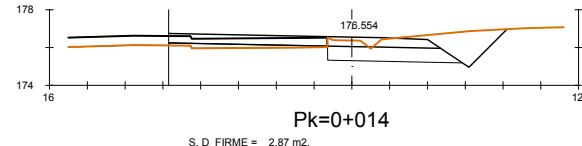
Pk=0+008
 S. D. FIRME = 3.79 m².
 S. FIRME = 5.47 m².
 S. D. TIERRA = 6.64 m².



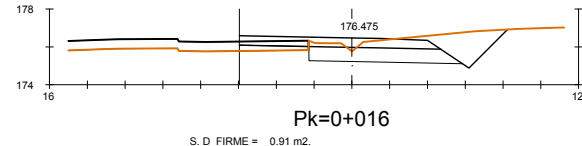
Pk=0+010
 S. D. FIRME = 3.89 m².
 S. FIRME = 5.85 m².
 S. D. TIERRA = 6.47 m².



Pk=0+012
 S. D. FIRME = 3.69 m².
 S. SUELO_SEL_1 = 4.26 m².
 S. FIRME = 6.34 m².
 S. D. TIERRA = 10.61 m².

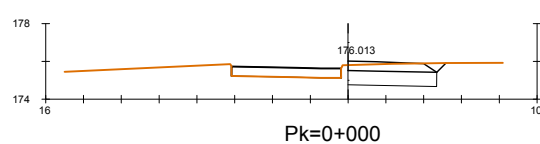


Pk=0+014
 S. D. FIRME = 2.87 m².
 S. SUELO_SEL_1 = 4.92 m².
 S. FIRME = 6.94 m².
 S. D. TIERRA = 11.43 m².

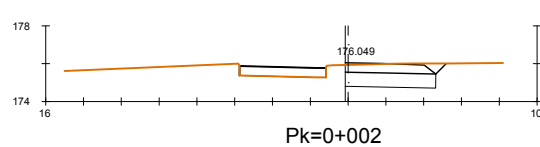


Pk=0+016
 S. D. FIRME = 0.91 m².
 S. SUELO_SEL_1 = 5.66 m².
 S. FIRME = 5.07 m².
 S. D. TIERRA = 12.21 m².

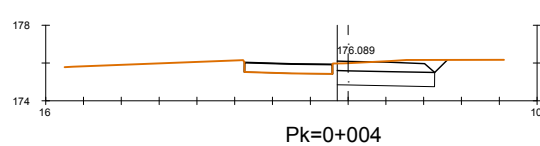
EJE 10



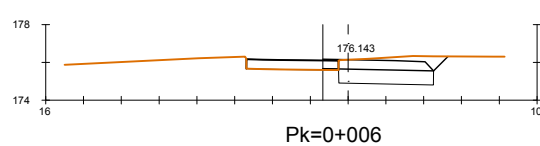
Pk=0+000
 S. SUELO_SEL_1 = 3.52 m².
 S. FIRME = 2.10 m².
 S. D. TIERRA = 5.51 m².



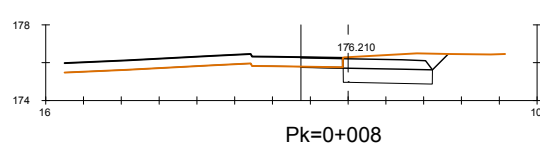
Pk=0+002
 S. SUELO_SEL_1 = 3.59 m².
 S. FIRME = 2.18 m².
 S. D. TIERRA = 6.06 m².



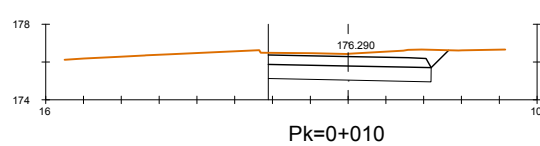
Pk=0+004
 S. SUELO_SEL_1 = 3.86 m².
 S. FIRME = 2.40 m².
 S. D. TIERRA = 6.87 m².



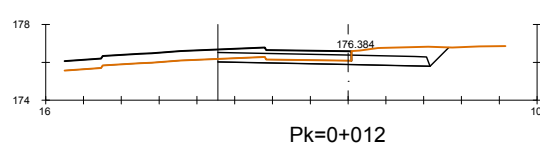
Pk=0+006
 S. D. FIRME = 0.36 m².
 S. SUELO_SEL_1 = 3.76 m².
 S. FIRME = 2.79 m².
 S. D. TIERRA = 7.26 m².



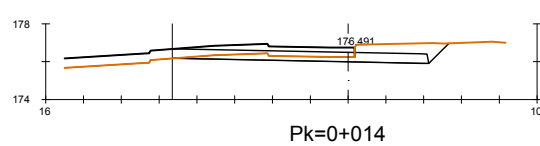
Pk=0+008
 S. D. FIRME = 1.11 m².
 S. SUELO_SEL_1 = 3.54 m².
 S. FIRME = 3.37 m².
 S. D. TIERRA = 7.47 m².



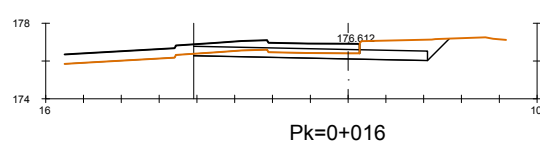
Pk=0+010
 S. SUELO_SEL_1 = 6.46 m².
 S. FIRME = 4.23 m².
 S. D. TIERRA = 13.14 m².



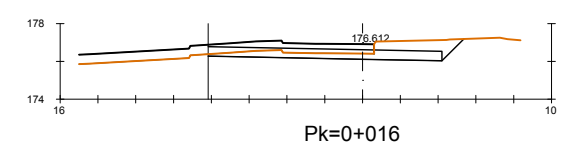
Pk=0+012
 S. D. FIRME = 3.53 m².
 S. FIRME = 5.56 m².
 S. D. TIERRA = 5.77 m².



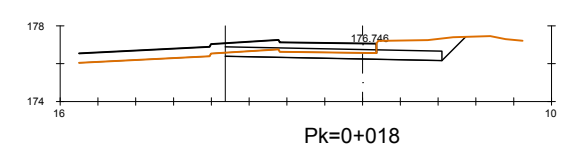
Pk=0+014
 S. D. FIRME = 4.83 m².
 S. FIRME = 6.78 m².
 S. D. TIERRA = 6.61 m².



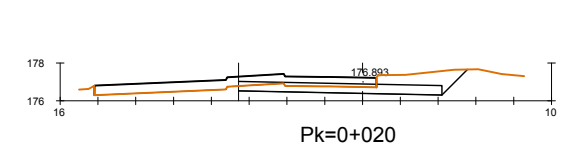
Pk=0+016
 S. D. FIRME = 4.39 m².
 S. FIRME = 6.19 m².
 S. D. TIERRA = 6.75 m².



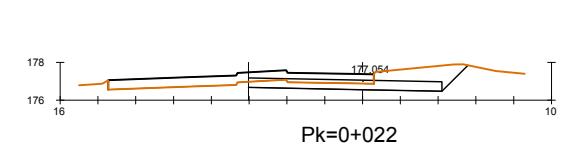
Pk=0+016
 S. D. FIRME = 4.39 m².
 S. FIRME = 6.19 m².
 S. D. TIERRA = 6.75 m².



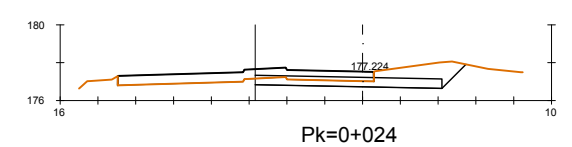
Pk=0+018
 S. D. FIRME = 4.00 m².
 S. FIRME = 5.73 m².
 S. D. TIERRA = 6.86 m².



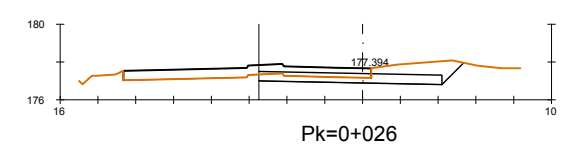
Pk=0+020
 S. D. FIRME = 3.65 m².
 S. FIRME = 5.38 m².
 S. D. TIERRA = 7.08 m².



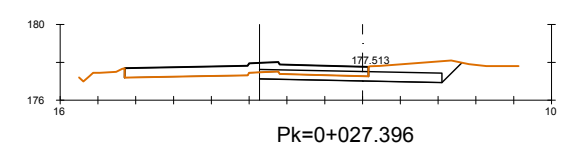
Pk=0+022
 S. D. FIRME = 3.32 m².
 S. FIRME = 5.12 m².
 S. D. TIERRA = 7.39 m².



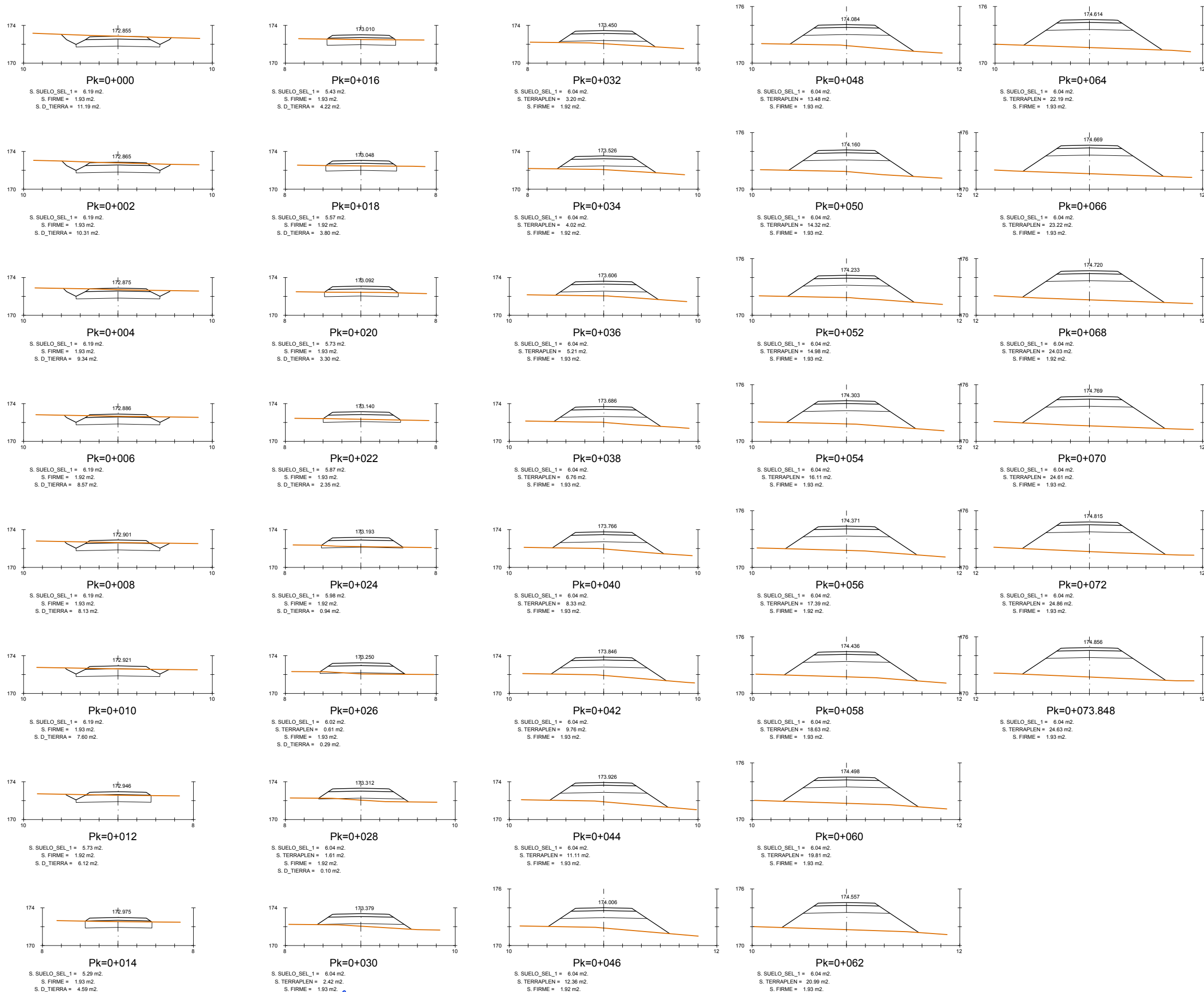
Pk=0+024
 S. D. FIRME = 3.14 m².
 S. FIRME = 4.94 m².
 S. D. TIERRA = 6.96 m².



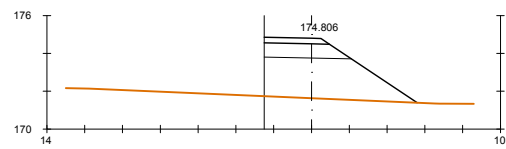
Pk=0+026
 S. D. FIRME = 2.97 m².
 S. FIRME = 4.85 m².
 S. D. TIERRA = 6.44 m².



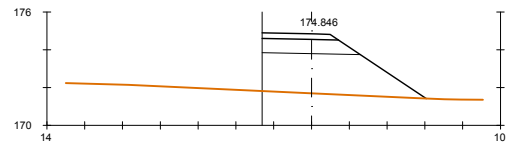
Pk=0+027.396
 S. D. FIRME = 2.88 m².
 S. FIRME = 4.83 m².
 S. D. TIERRA = 5.98 m².



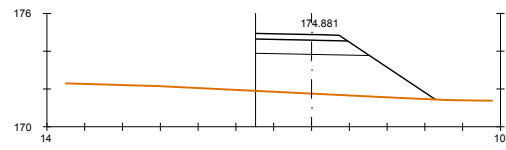
EJE 12



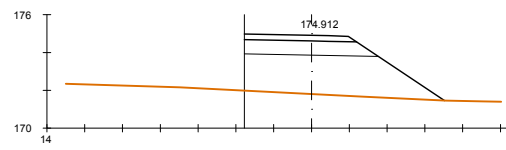
Pk=0+000
 S. SUELO_SEL_1 = 3.02 m².
 S. TERRAPLEN = 13.55 m².
 S. FIRME = 0.96 m².



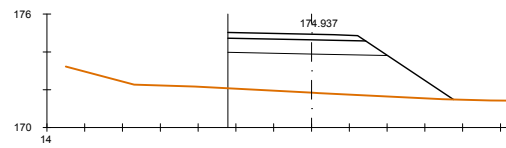
Pk=0+002
 S. SUELO_SEL_1 = 3.46 m².
 S. TERRAPLEN = 14.68 m².
 S. FIRME = 1.14 m².



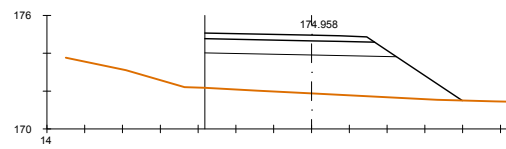
Pk=0+004
 S. SUELO_SEL_1 = 4.08 m².
 S. TERRAPLEN = 16.28 m².
 S. FIRME = 1.38 m².



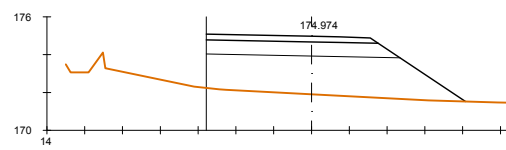
Pk=0+006
 S. SUELO_SEL_1 = 4.89 m².
 S. TERRAPLEN = 18.38 m².
 S. FIRME = 1.70 m².



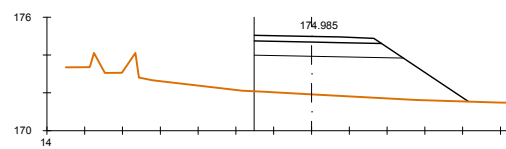
Pk=0+008
 S. SUELO_SEL_1 = 5.90 m².
 S. TERRAPLEN = 21.00 m².
 S. FIRME = 2.10 m².



Pk=0+010
 S. SUELO_SEL_1 = 7.17 m².
 S. TERRAPLEN = 24.20 m².
 S. FIRME = 2.61 m².

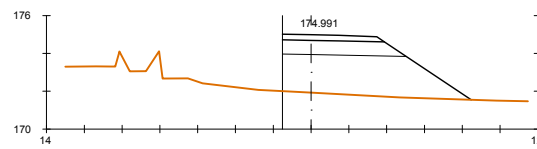


Pk=0+012
 S. SUELO_SEL_1 = 7.25 m².
 S. TERRAPLEN = 24.31 m².
 S. FIRME = 2.63 m².

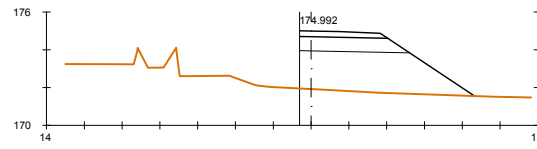


Pk=0+014
 S. SUELO_SEL_1 = 5.48 m².
 S. TERRAPLEN = 19.90 m².
 S. FIRME = 1.92 m².

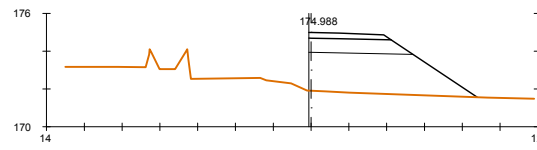
EJE 13



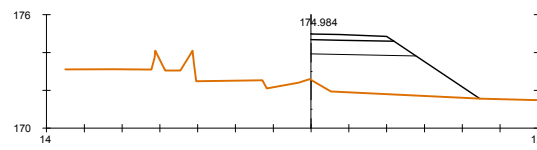
Pk=0+016
 S. SUELO_SEL_1 = 4.48 m².
 S. TERRAPLEN = 17.31 m².
 S. FIRME = 1.51 m².



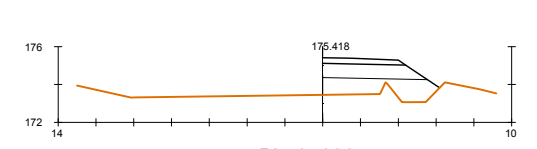
Pk=0+018
 S. SUELO_SEL_1 = 3.93 m².
 S. TERRAPLEN = 15.87 m².
 S. FIRME = 1.28 m².



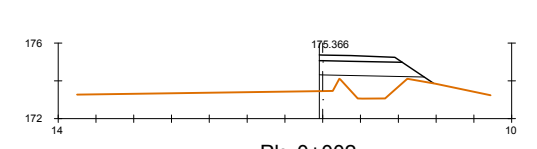
Pk=0+020
 S. SUELO_SEL_1 = 3.70 m².
 S. TERRAPLEN = 15.24 m².
 S. FIRME = 1.18 m².



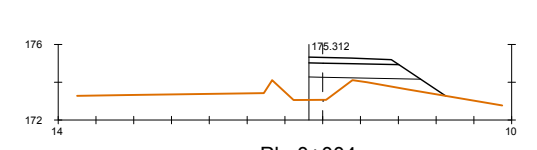
Pk=0+021.658
 S. SUELO_SEL_1 = 3.73 m².
 S. TERRAPLEN = 14.47 m².
 S. FIRME = 1.19 m².



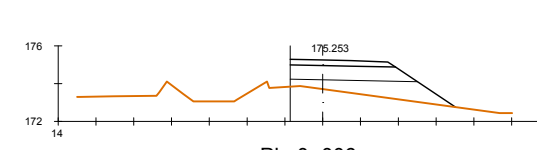
Pk=0+000
 S. SUELO_SEL_1 = 3.73 m².
 S. TERRAPLEN = 5.33 m².
 S. FIRME = 1.19 m².



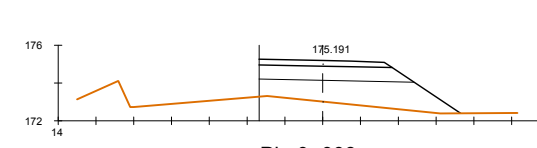
Pk=0+002
 S. SUELO_SEL_1 = 3.72 m².
 S. TERRAPLEN = 4.17 m².
 S. FIRME = 1.19 m².



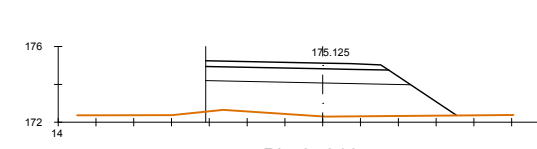
Pk=0+004
 S. SUELO_SEL_1 = 4.00 m².
 S. TERRAPLEN = 3.80 m².
 S. FIRME = 1.31 m².



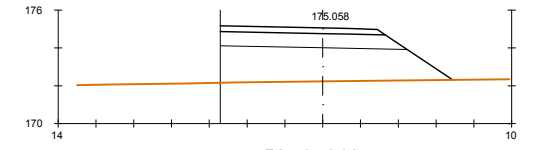
Pk=0+006
 S. SUELO_SEL_1 = 4.61 m².
 S. TERRAPLEN = 5.68 m².
 S. FIRME = 1.57 m².



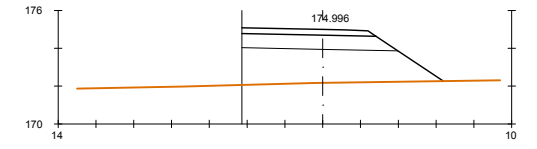
Pk=0+008
 S. SUELO_SEL_1 = 5.71 m².
 S. TERRAPLEN = 11.64 m².
 S. FIRME = 2.01 m².



Pk=0+010
 S. SUELO_SEL_1 = 7.70 m².
 S. TERRAPLEN = 20.14 m².
 S. FIRME = 2.81 m².



Pk=0+012
 S. SUELO_SEL_1 = 6.98 m².
 S. TERRAPLEN = 19.71 m².
 S. FIRME = 2.53 m².



Pk=0+014
 S. SUELO_SEL_1 = 5.76 m².
 S. TERRAPLEN = 16.77 m².
 S. FIRME = 2.05 m².